EUROPEAN COMMISSION
DIRECTORATE-GENERAL FOR ENERGY
DIRECTORATE-GENERAL FOR CLIMATE ACTION

Reporting Guidelines

Dataflow 21 to 23: Regional cooperation, dialogue and recommendations

under Regulation (EU) 2018/1999 on Governance of the Energy Union and Climate Action Implementing Regulation 2022/2299 Annexes XXI to XXIII

Disclaimer: The information and views set out in this publication are those of the author(s) and do not necessarily reflect the official opinion of the Commission. Neither the Commission nor any person acting on the Commission's behalf may be held responsible for the use which may be made of the information contained therein. The examples described in this document represent the views of the authors and are based on information gathered by the authors. The references used to develop these illustrative examples should always be considered as the most accurate and complete sources of information.

Prepared by the European Commission and European Environment Agency, with support from the European Topic Centre on Climate change Mitigation and Energy.

European Environment Agency

1. Introduction....3
1.1. This document....3
1.2. Legal background....3
1.3. Overall process of reporting....3
1.4. Pre-filling, post-filling, pre-loading....4
1.5. Dynamic references to years....5
2. Policy Reporting Platform....6
2.1. Introduction....6
2.2. Getting access to the Policy Reporting Platform....6
2.3. Dataflow overview....6
2.4. Organizing the reporting network....7
2.5. Technical details of reporting....9
3. Thematic guidelines for reporting....17
Introduction....17
3.1. Reporting information required under Art 16. Regional cooperation: Annex XXI, Table 1: Reporting on information on the implementation of regional cooperation 17
3.2. Reporting information required under Art 17. Response to insufficient progress toward the Union's energy and climate objectives and targets: Annex XXII, Table 1: Reporting on implementation of Commission recommendations according to Regulation (EU) 2018/1999....21
3.3. Reporting information required under Art 18. Multilevel climate and energy dialogue: Annex XXIII, Table 1: Progress in establishing multilevel climate and energy dialogue referred to in Article 11 of Regulation (EU) 2018/1999....24
4. Finalizing reporting....27
4.1. Validating your submission....27
4.2. Resubmitting data....27
4.3. Help during the reporting....28
5. Quality assurance and quality control....28
5.1. Quality assurance and quality control structure....28
5.2. Timeline & communication....30
5.3. Assessment of Member States submissions....31
Annexe 1: Reporting roles....33
Member state roles....33
Commission/EEA roles....35

1. INTRODUCTION

1.1. This document

Reporting on Regional cooperation, dialogue and recommendations is part of the national energy and climate progress reports (Article 17) under Regulation (EU) 2018/1999 on the Governance of the Energy Union and Climate Action.

This document provides both technical and thematic guidance for the relevant reporting obligation and the use of the e-platform. The purpose of the guidelines is to support Member States in reporting this information by outlining:

- How to utilise the reporting platform
- Background information and examples for the information required,
  - *Technical guidelines* – facilitating how to report.
  - *Thematic guidelines* – facilitating what to report.
- Information on finalising reporting,
- The quality checks carried out.

The goal of these reporting guidelines is to improve the quality of the information reported by Member States and disseminated through the e-platform, by making it more timely, transparent, complete, consistent, comparable, coherent, and accurate.

Some additional and background information is annexed to this document:

- Annex 1: Reporting Roles

1.2. Legal background

According to Article 17(1) of the Regulation (EU) 2018/1999 (Governance Regulation), by 15 March 2023, and every two years thereafter, each Member State shall report to the Commission on the status of implementation of its integrated national energy and climate plan (NECP) by means of an integrated national energy and climate progress report (NECPR) covering all five dimensions of the Energy Union.

The Commission Implementing Regulation (EU) 2022/2299 specifies all the reporting requirements within 21 Annexes ([1]).

1.3. Overall process of reporting

Each Member State shall submit their NECPR by 15 March 2027, and every two years thereafter.

The NECPR will be submitted through the e-platform established by the Commission ([2]). Different elements of the progress reporting will be submitted through one of the following systems: Reportnet 3 and the Policy Reporting Platform.

([1]) The initial legal act had 23 Annexes. Through the amendment by COMMISSION IMPLEMENTING REGULATION (EU) 2026/1807, Annexes VIII, and XVIII were merged with current Annex XV and Annex XIX respectively.

([2]) Article 28 of the Regulation (EU)2018/1999 on the Governance of the Energy Union and the Climate change. E-platform available at: Reporting system for EU countries | European Commission (europa.eu).

This reporting obligation will be reported in the Policy Reporting Platform.

1.4. Pre-filling, post-filling, pre-loading

1.4.1. Colour-coding

The Implementing Regulation uses colour-coding for the fields in each table. The below table indicates the meaning of the different colours.

Descriptive text (white/or light grey	Text describing the purpose of the table / fields (not to be filled by MS)
N/A	Not applicable (not to be filled by MS)
To be filled in by MS	Information to be completed by MS: can be mandatory (if applicable/available) or voluntary
Pre-filling	Information that is already provided by the MS to the Commission through another reporting exercise that finishes substantially before the deadline for the progress report, and if complete, fully covers the requirements of the NECPR, or that is determined by EU legislation. Therefore, MS will not submit the information again as part of the NECPR. Data cannot be altered in the progress reporting, but through the primary process established for the source data.
Post-filling	Information that is already provided by the MS to the Commission through another reporting exercise, ongoing in parallel to the progress reporting, and if complete, fully covers the requirements of the NECPR. Therefore, MS will not submit the information again as part of the NECPR. Data cannot be altered in the progress reporting, but through the primary process established for the source data.
Pre-loading	Information that is already collected by the Commission from past exercises or provided to the Commission through another source, but which does not fully cover the requirements of the NECPR. Information can be pre-loaded in the relevant template. Data should be checked, completed, and commented by the Member States, where applicable.
Automatically calculated	Fields automatically calculated based on other fields.

.

1.5. Dynamic references to years

Many tables in the annexes to the Implementing Regulation make dynamic references to years, which depend on the year of reporting.

The table below summarizes the dynamic references used in the annexes, and the years they refer to in the first three reporting exercises in 2023, 2025 and 2027.

Note: in the e-platform, the years themselves, rather than the dynamic references will be displayed.

Dynamic reference	Respective year in first reporting (2023)	Respective year in second reporting (2025)	Respective year in third reporting (2027)
X	2023	2025	2027
X-1	2022	2024	2026
X-2	2021	2023	2025
X-3	2020	2022	2024
t	2025	2030	2030
t+5	2030	2035	2035
t+10	2035	2040	2040
t+15	2040	2045	2045
t+20	2045	2050	2050
t+25	2050	2055	2055

2. POLICY REPORTING PLATFORM

2.1. Introduction

The Governance Regulation specifies in Article 28 that the e-platform should be used for reporting on all dimensions of the Energy Union by Member States and the Commission, assisted by the European Environment Agency.

The e-platform consists of different elements, notably "ReportNet 3: and "Policy Reporting Platform". For the dataflows described in this document, the Policy Reporting Platform is used.

2.2. Getting access to the Policy Reporting Platform

The Commission Policy Reporting Platform uses the EU Login account for user authentication. An EU Login account must be acquired prior to accessing the Policy Reporting Platform.

Please refer to the separate Policy Reporting Platform account creation guideline ([3]) for the process description.

NOTE: EU Login is associated with an e-mail. If the user uses different e-mail addresses and creates another EU Login account associated with the new e-mail, a new Policy Reporting Platform request needs to be made and all authorization privileges granted to the old account would not apply).

In such a case a user should update the e-mail associated with the EU Login account, which will allow Policy Reporting Platform to detect e-mail change and adjust Policy Reporting Platform user account after user confirmation for the changed e-mail.

Please note that next to a Policy Reporting Platform account, a user needs to have the right credentials to access each of the dataflows, for more details see section 2.5.

2.3. Dataflow overview

In Policy Reporting Platform a dataflow represents a single occurrence of a reporting obligation (that may be repeating) for a specific reporting entity. The scope of information to be reported within a dataflow depends on how the reporting obligation is decomposed and configured. In the case of complex reporting there may be a reporting campaign that binds together and includes a set of sub-reports.

Example: The NECPR is based on an implementing regulation that has 21 annexes that requires Member States to report every two years. Policy Reporting Platform supports reporting for 9 of those annexes and the dataflows are configured that way – 1 per annex. They are brought together in a reporting campaign that binds the 9 dataflows.

The dataflows are listed under the "Reports" menu item and can be accessed by an authorized user when double clicking the name.

If too many reports are visible, they can be filtered with use of obligation name, type or deadline.

([3])https://ec.europa.eu/assets/move-ener/eplatform/Manuals/Policy.Reporting.Platform.User.Management.Manual.pdf

Example: 2027 NECPR dataflows are of the type "Energy & Climate Progress" with the deadline on 15 March 2027 and the name following the pattern "NECPR Annex …"

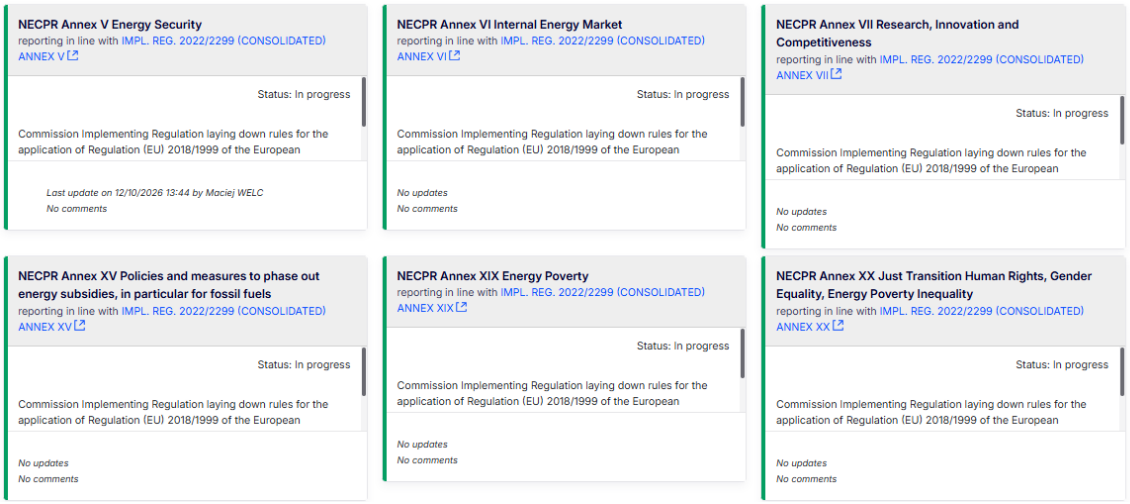

The dataflow's accessibility and editability depends on:

- the date – The dataflow will be opened in a certain time window (e.g. a month) prior to the reporting obligation deadline;
- the user authorization – a reporting obligation's workflow configuration defines what user roles need to be granted to enable a user to view/edit a report;
- the workflow step (or status) – a reporting obligation configuration's workflow defines user role access level (e.g. read-only/write) for each status (e.g. user role may be authorized to edit a report in the DRAFT status but read-only in the IN REVIEW status)
- the sensitivity – to access reports containing Sensitive Non-Classified data, in addition to the user role defined in a workflow, the user needs to be a member of the group indicated in the reporting obligation configuration.

A campaign can also be accessed from the "Reports" menu. The dataflows can be also accessed from within a campaign where they are listed. In such a case the selected dataflow will be opened in a new browser tab for convenience.

2.4. Organizing the reporting network

Each dataflow is processed in accordance with a preconfigured workflow (which may be to some point customized for specific country work delegation needs – but can't be changed once report is started) and User Roles (to define workflow step read/write access level and user privileges) as requested by reporting obligation business manager.

For the NECPRs, **lead reporters** need to be nominated by the Member State. A request for nomination has been sent to the Energy & Climate attachés. In case the nomination has been made in time, a user nominated as a lead reporter should be able to directly access the relevant dataflow.

In case a lead reporter does not have access to a relevant dataflow, you can request access directly in the system ([4]). If the issue persists, please contact: EC-E-PLATFORM-IT-SUPPORT@ec.europa.eu.

Supporting reporters (when needed), need to be approved by the lead reporter for the relevant dataflow. For this the following steps need to be taken:

- The supporting reporter should create (1) an EU log-in and (2) a Policy Reporting Platform account and (3) request the supporting reporter role for the relevant dataflows ([5])
- The lead reporters should then grant the supporting reporter role through the user management menu. ([6])

The different NECPR roles are described in the table below.

NOTE: Please only request roles for which you have been explicitly assigned/nominated.

Example: User Roles and standard workflow for NECPR

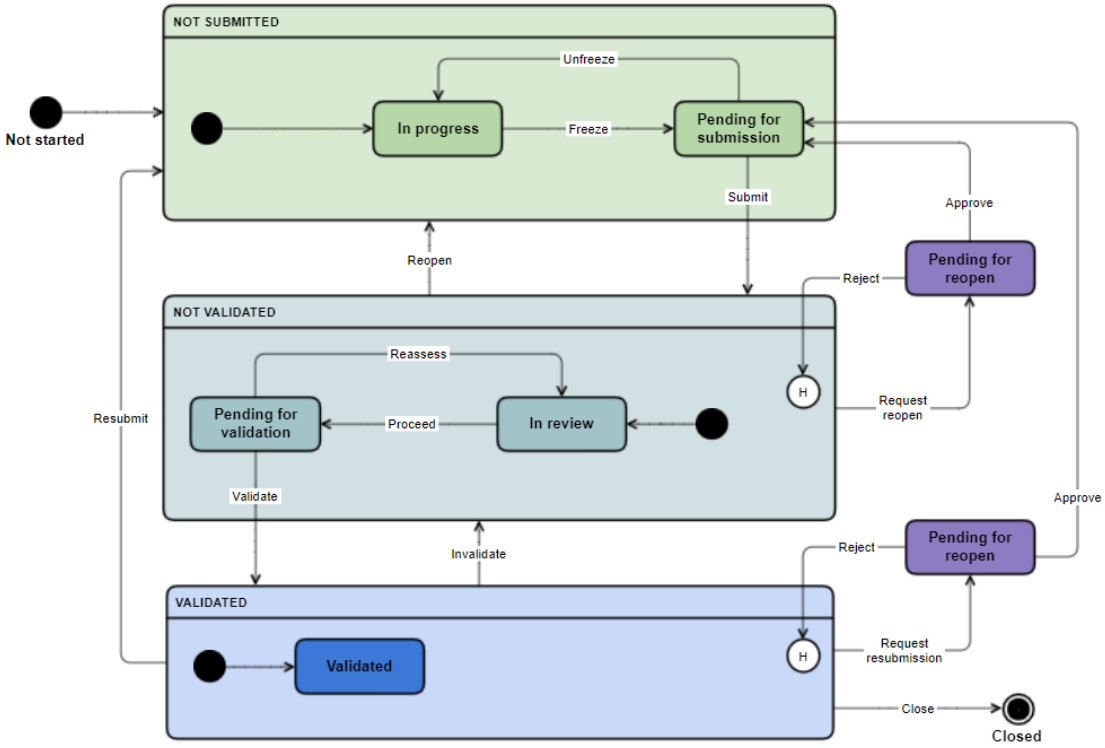

([4]) As described in section 2.3.2 of the Policy Reporting Platform account creation guideline.

([5]) See section 2.2 and the Policy Reporting Platform account creation guideline for more details.

([6]) As described in section 3 of the Policy Reporting Platform account creation guideline.

Workflow Role	Role Purpose	Required Request Approvals
NECPR MS Lead Reporter for Annex <annex number>	MS reporting participant who is authorized to edit and submit a specific Annex report to EC	Either other Lead Reporter for Annex <annex number> from user's country or EC Coordinator
NECPR MS Reporter for Annex <annex number>	MS specific annex reporting participant who is authorized to edit but not to submit a report to EC	Either Lead Reporter for Annex <annex number> from user's country or EC Coordinator
NECPR MS Viewer for Annex <annex number>	MS user authorized to view a specific annex report	Either Lead Reporter for Annex <annex number> from user's country or EC Coordinator
NECPR External Reviewer	External reviewer (e.g. consultant working on Commission's behalf or auditor)	EC Coordinator
NECPR EC Reviewer	EC subject matter expert performing assessment	EC Coordinator
NECPR EC Data Steward	NECPR data steward	EC Coordinator
NECPR EC Coordinator	NECPR processing coordinator	Business Manager
NECPR Admin	Support team member	Product Owner or Development Team Coordinator

2.5. Technical details of reporting

2.5.1. Dataflow layout

The reporting dataflow layout is composed with sections:

1) the dataflow information (e.g. deadline, link to underlying regulation),
2) the workflow transition comments (e.g. for submission or reopening)
3) the actions (e.g. to trigger workflow transition),
4) the report data (i.e. the content being reported).

If the user is authorized, there is also the country selector that allows user to switch to the other country report for the same obligation and deadline.

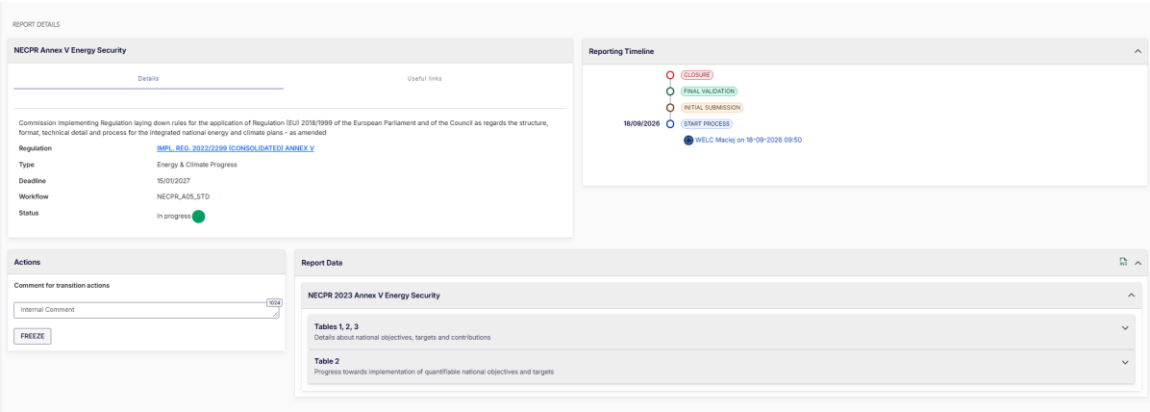

2.5.2. Report data collection with web forms

Report data section composition

The report data section can be composed of one or more reports. Each report includes sections that aggregate one or more web forms.

Example: The "NECPR Annex VI Internal Energy Market" consists of 9 sections. The "Table 1" section contains the "Electricity interconnectivity" form and "Average or absolute hourly price differential for a day-ahead market [EUR/MWh]" form table.

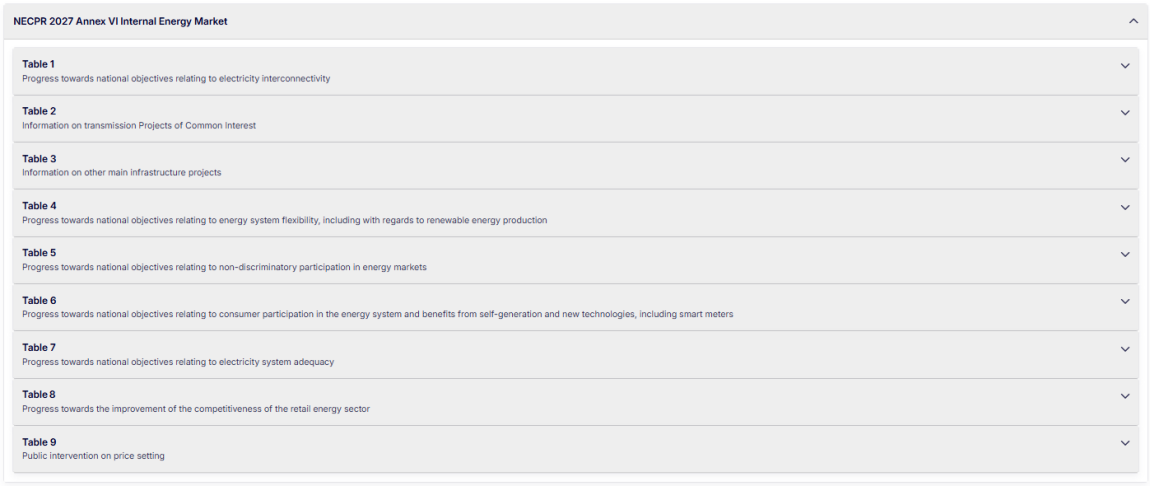

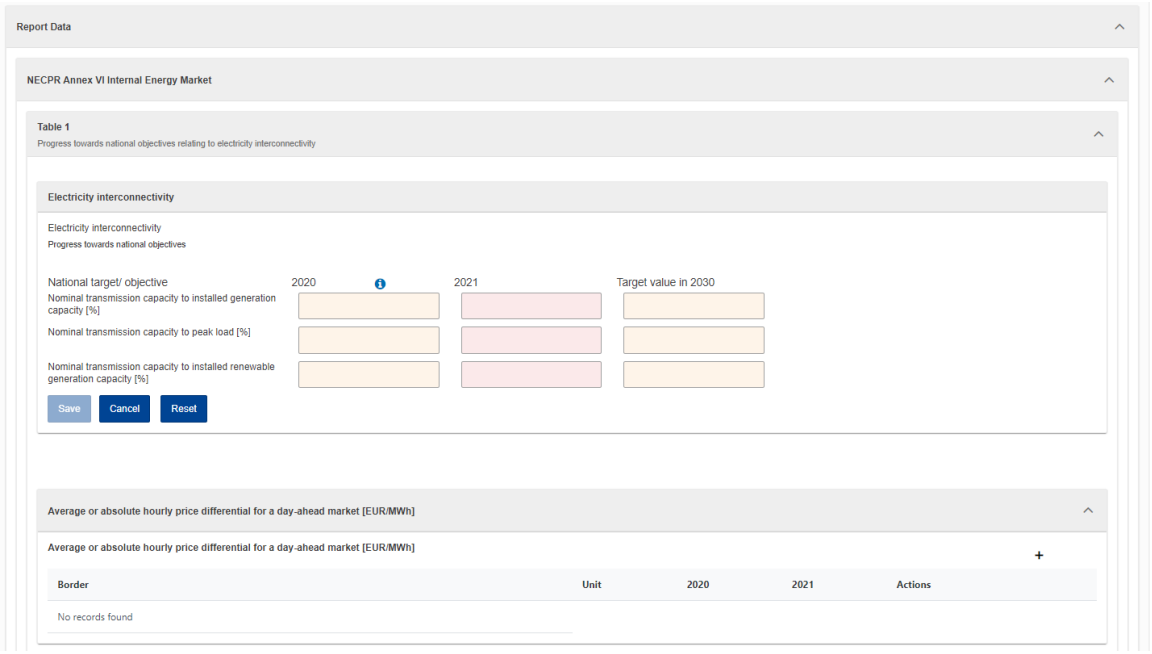

Filling web form

Each web form is composed of form fields that are configured to be:

1) mandatory (signified by a red background) – a form can't be saved until all form's mandatory field values are provided,
2) requisite (yellow background) – a form doesn't require values to be provided for these fields, just indicate that they are expected to be provided (e.g. if available, applicable) from the reporting perspective,
3) optional (white background) – neither a form nor reporting require these field values.

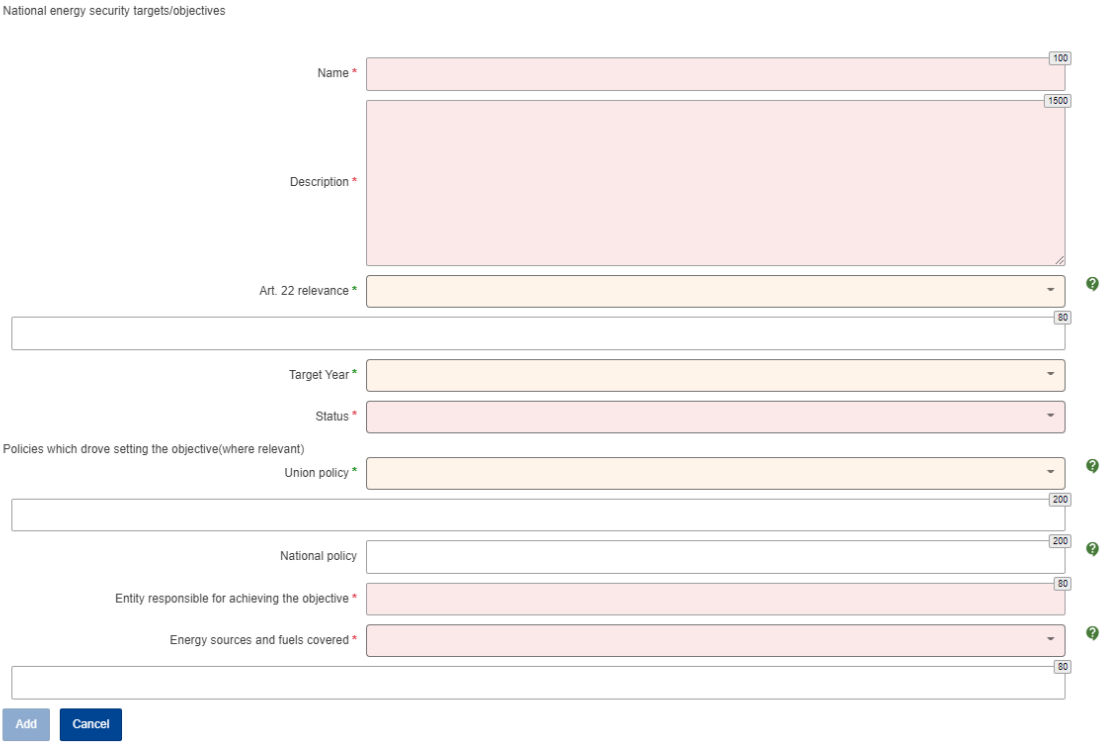

Furthermore, a form may have custom validation rules. These can be:

a) form validation rules – if violated (example: details not provided if "other" is selected) a form can't be saved, and the error message and icon is displayed.

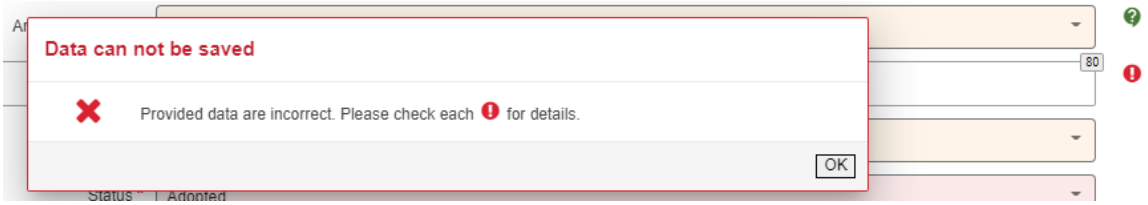

b) report validation rules – if violated (example: for instance to confirm requisite field is not applicable when not filled in) a user is asked for a confirmation before a form is saved.

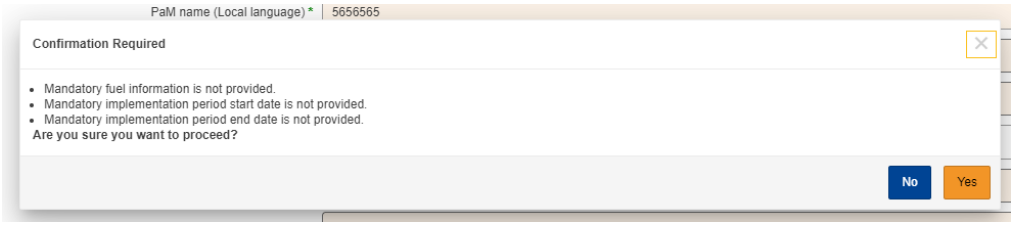

Form table

A form table is a way that the Policy Reporting Platform collects multiple records for the same form. If the Add new record is requested the underlying form pops up. Once a form is saved a table row is added that can later be edited or removed.

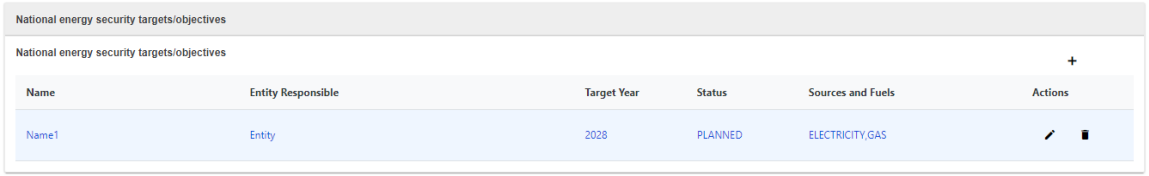

In some cases, there can be a Master-Detail bond between form tables. In such a case Detail form table records represent information referring to a specific Master form table record. In such a case Detail form table header and content would refer to the selected (and highlighted) Master form table record.

Example: The "National energy security targets/objectives" is a Master table form for the "… quantifiable indicator" and the "… non- quantifiable indicator" Detail table forms. Each Detail table forms has one entry corresponding to Master entry "Name1" and no entry corresponding to Master entry "Name2".

NOTE: to enter information in the Detail table forms, information should first be entered in the respective Master table form.

Example: First ""National energy security targets/objectives" should be entered in Master table form, before related "indicators can be added in the Detail table forms.

National energy security targets/objectives

National energy security targets/objectives

Name	Entity Responsible	Target Year	Status	Sources and Fuels	Actions
Name1	Entity	2028	PLANNED	ELECTRICITY,GAS	
Name2	Entity		EXPIRED	NUCLEAR	

Name1 quantifiable indicator

Name1 quantifiable indicator

Indicator	Unit	2020	2021	2022	Target Value	Target Year	Actions
Indicator	Percentage					2024	

Name1 non-quantifiable indicator

Name1 non-quantifiable indicator

Indicator/Milestone	Description	Target year	Progress Status	Actions
Milestone 1.1	Milestone 1.1 description	2020	Ongoing	

National energy security targets/objectives

National energy security targets/objectives

Name	Entity Responsible	Target Year	Status	Sources and Fuels	Actions
Name1	Entity	2028	PLANNED	ELECTRICITY,GAS	
Name2	Entity		EXPIRED	NUCLEAR	

Name2 quantifiable indicator

Name2 quantifiable indicator

Indicator	Unit	2020	2021	2022	Target Value	Target Year	Actions
No records found							

Name2 non-quantifiable indicator

Name2 non-quantifiable indicator

Indicator/Milestone	Description	Target year	Progress Status	Actions
No records found				

2.5.3. *Data export*

Authorised users can export the current data status of the report to an Excel workbook at any time.

The data export function is available by either clicking on the Excel icon in the report list in the Details column for the report to be exported.

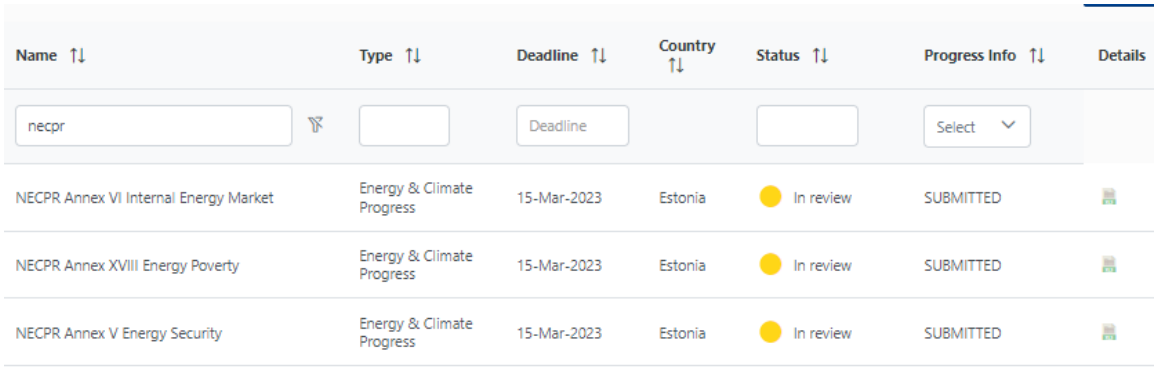

or from the dataflow by clicking on the Excel icon in the header of the Report Data area.



When the campaign data export function is called, all data flows to which the calling user has access are included.

Single country data export

There are different data to be exported scope options available for single country:

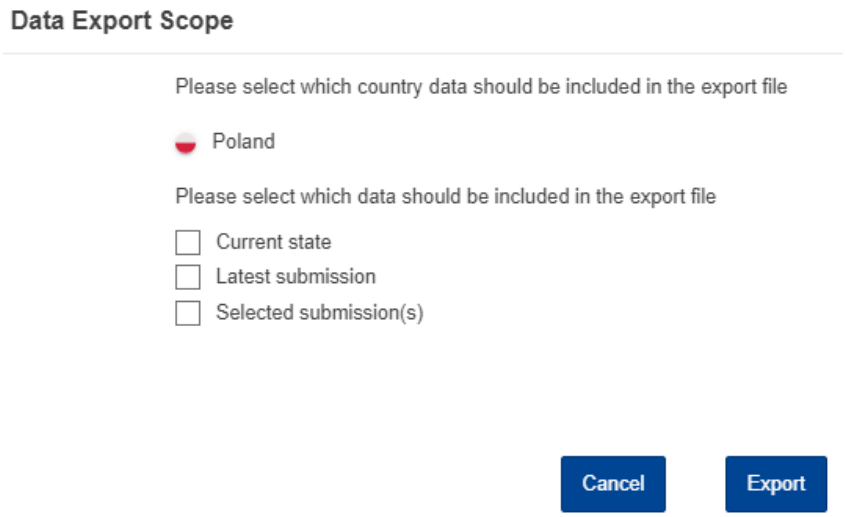

- current state – the AS IS data state at the moment of data dump is exported,
- latest submission – each time report is being (re)submitted its data snapshot is automatically generated; this option enables to include the latest saved snapshot into the data export scope,

- selected submission(s) – enables user to select not only the latest but also any of the snapshots reflecting previous submissions done by the specific country.

Multiple countries data export

When the export function is used by the user authorized to export multiple countries data then user is enabled to select which ones should be included.

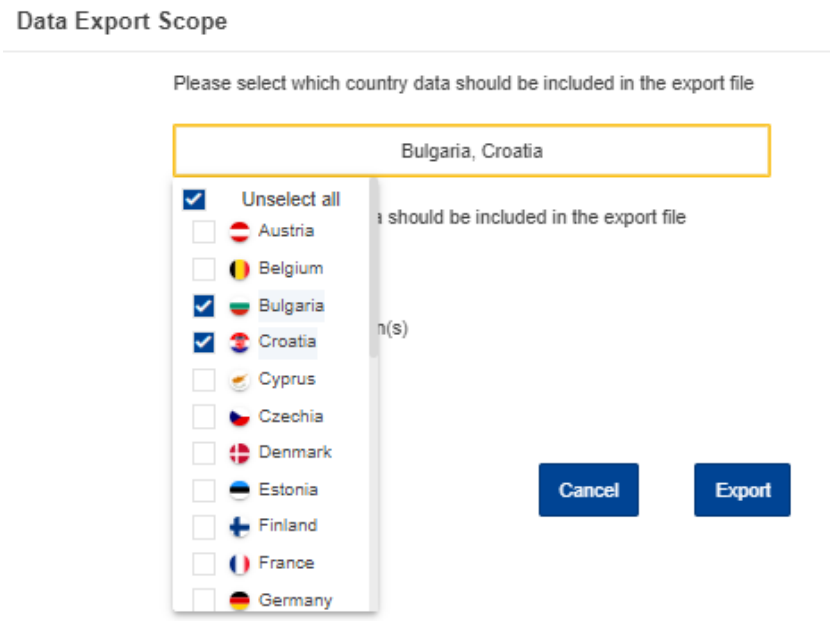

The selected submission(s) option is not available in such a case (i.e. past submission are downloadable only when single country is selected).

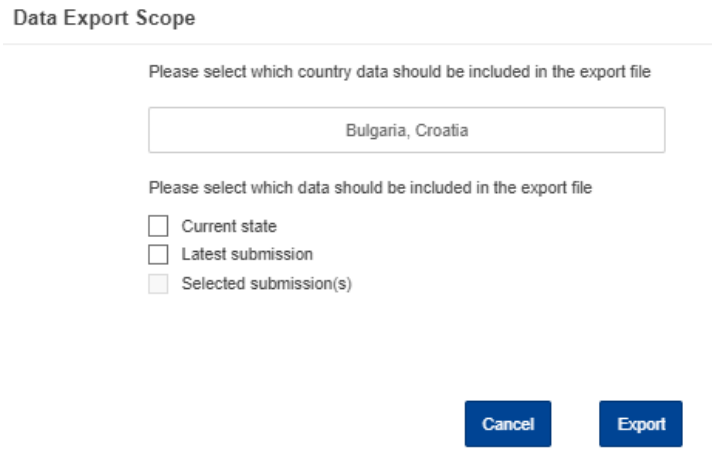

For the current state option the user needs to decide whether each country data should be exported to a separate file or consolidated to as few files as possible (i.e. number of files would depend on how

many workflows are in use for particular dataflow; in such a case there is going to be a one file per workflow that would include all countries the workflow is applied to).

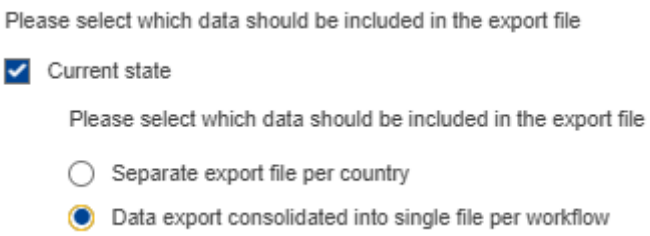

3. THEMATIC GUIDELINES FOR REPORTING

Introduction

This section provides the step-by-step guidelines for reporting. This includes visual guide **of how and where** to report in the Policy Reporting Platform as well as information on the **purpose of reporting** and guidance on **what to report**. This is structured as follows:

- Purpose,
- Guidance (screenshot and data format included),
- Good examples (where available),
- Not recommended (where available),
- Level of obligation (Mandatory, Mandatory if applicable, Mandatory if available, Voluntary).

3.1. Reporting information required under Art 16. Regional cooperation: Annex XXI, Table 1: Reporting on information on the implementation of regional cooperation



Figure 1: webform for annex XXI table 1

3.1.1. FIELD 1.1: Name of regional cooperation initiative with other Member States in implementing the objectives and policies

Purpose

Regional cooperation is key to ensuring the effective achievement of the objectives of the Energy Union in a cost-optimal manner. Regional cooperation in elaborating and finalising integrated national energy and climate plans as well as in their subsequent implementation should be essential to improving the effectiveness and efficiency of measures, in particular in fostering market integration and energy security. With the support of the Commission, Member States should get the opportunity to comment on other Member States' integrated national energy and climate plans before they are finalised to avoid inconsistencies and potential negative impacts on other Member States and ensure that common objectives are met collectively.

Member States should take into consideration existing regional cooperation fora, such as the Baltic Energy Market Interconnection Plan (BEMIP), Central and South-Eastern Europe Connectivity (CESEC), Central-West Regional Energy Market (CWREM), the North Seas Countries' Offshore Grid Initiative (NSCOGI), the Penta lateral Energy Forum, Interconnections for South-West Europe and the Euro-Mediterranean Partnership. Member States are encouraged to envisage cooperation with signatories to the Energy Community, third-country members of the European Economic Area and, where appropriate, with other relevant third countries. Moreover, the Commission may, with a view to promoting market integration, cost-efficient policies, effective cooperation, partnerships and consultations, identify further opportunities for regional cooperation covering one or more of the five dimensions of the Energy Union, with a long-term vision and based on existing market conditions.

The purpose of this field is for the Member State to identify any regional cooperation initiative(s) with other Member States mobilized for elaborating NECPs or their updates, and to follow up the implementation of relevant chapters of the integrated national energy and climate plans.

Guidance, including format of the data

The Member State is to provide the name of the regional cooperation initiative with the other Member State(s) in implementing shared objectives and policies. If the name is not referring to an existing regional cooperation Member States are invited to indicate any relevant information related to this regional cooperation initiative in te description field.

Data format: text, length 80.

Level of obligation

Mandatory, if applicable (i.e. if relevant regional cooperation initiative(s) have been used)

3.1.2. FIELD 1.2: Relevant Union dimension(s) affected

Purpose

The purpose of this field is for the Member State to indicate the Energy Union dimension(s) that are potentially affected by the regional cooperation initiative with other Member States.

Guidance, including format of the data

Member States have to select one or more of following: Decarbonisation - GHG emissions and removals; Decarbonisation - Renewable energy; Energy efficiency; Energy security; Internal energy market - Electricity interconnectivity; Internal energy market - Energy transmission infrastructure; Internal energy market - Market integration; Research, innovation and competitiveness; Phase out of energy subsidies.

Data format: text (drop-down).

Level of obligation

Mandatory, if applicable (refer to FIELD 1).

3.1.3. FIELD 1.3: Implementation period

Purpose

The purpose of this field is for the Member State to indicate the period of implementation to the regional cooperation initiative.

Guidance, including format of the data

Member States have to report the time period for the implementation of the initiative.

Data format: text, length 120.

Level of obligation

Mandatory, if applicable (refer to FIELD 1).

3.1.4. FIELD 1.4: Description

Purpose

The purpose of this field is for the Member State to provide details of the initiative to explain how it support the preparation, finalisation or implementation of their integrated energy and climate plans, and ultimately, effective achievement of the objectives of the Energy Union in a cost-optimal manner.

Guidance, including format of the data

Member States should provide all relevant details on the initiative.

For example, the description should include how Member States cooperate at regional level, and, as appropriate, in regional cooperation fora, when implementing the relevant policies and measures of their integrated national energy and climate plans and may also envisage cooperation with signatories to the Energy Community and with third-country members of the European Economic Area.

Data format: text, length 3000, lines 10.

Level of obligation

Mandatory, if applicable (refer to FIELD 1).

3.1.5. FIELD 1.5: Member States involved

Purpose

The purpose of this field is for the Member State to identify the Member States that are involved in the initiative. Member States have to cooperate with each other, taking account of all existing and potential forms of regional cooperation, to meet the objectives, targets and contributions and implement policies and measures set out in their integrated national energy and climate plan.

Guidance, including format of the data

Member State should provide the list of Member States or other States such as signatories to the Energy Community and third-country members of the European Economic Area participating in the regional cooperation initiative.

Data format: text, multiple selection.

Level of obligation

Mandatory, if applicable (refer to FIELD 1).

3.1.6. FIELD 1.6: Expected contribution to implementing the objectives and policies

Purpose

The purpose of this field is for the Member State to explain how the initiative support the implementation of the objectives of the Energy Union.

Guidance, including format of the data

Member State should provide observed or expected impact of the initiative on the implementation of relevant objectives and policies and measures.

Data format: text, length 3000, lines 10.

Level of obligation

Mandatory, if applicable (refer to FIELD 1).

3.1.7. FIELD 1.7: Progress towards regional cooperation

Purpose

The purpose of this field is for the Member State to report on progress and fulfilment of the shared objectives defined by the Member States.

Guidance, including format of the data

Member States have to provide progress updates on their cooperation with each other, taking account of all existing and potential forms of regional cooperation, to meet the objectives, targets and contributions set out in their integrated national energy and climate plan.

Data format: text, length 3000, lines 5.

Level of obligation

Mandatory, if applicable (refer to FIELD 1).

3.2. Reporting information required under Art 17. Response to insufficient progress toward the Union's energy and climate objectives and targets: Annex XXII, Table 1: Reporting on implementation of Commission recommendations according to Regulation (EU) 2018/1999

Purpose

The purpose of this table is for the Member State to report on the implementation of the recommendations provided by the Commission to Member States if the Commission concluded that (a) insufficient progress is made by a Member State towards meeting its objectives, targets and contributions, its reference points for renewable energy, or implementing the policies and measures set out in its integrated national climate and energy plan [Article 32 (1)], or (b) the Union is at risk of not meeting the objectives of the Energy Union and, in particular, for the first ten-year period, the targets of the Union's 2030 Framework for Climate and Energy [Article 32 (2)]; or c) there are inconsistencies of national policy developments with overarching Energy Union objectives and targets (Article 30 of the Governance Regulation); d) there is a need to ensure the achievement of the objectives of the Energy Union (Article 34 of the Governance Regulation).

This table only has to be completed if the Commission has issued recommendations relevant to the Member State, otherwise the dataflow will be inactive.

3.2.1. FIELD 1.1: Recommendation

Guidance, including format of the data

In this field the Member State has to select the reference of the recommendation of the Commission for which the implementation is being reported and the reference to the URL.

This information will be e-filled by the Commission.

Data format: text.

Level of obligation

Mandatory, if applicable (i.e. if recommendations referred to in Article 30 (1), 32(1) or (2) and Article 34 of Regulation (EU) 2018/1999 have been made).

3.2.2. FIELD 1.2: Category of recommendation

Purpose

The purpose of this field is for the Member State to identify the category of recommendation provided by the Commission.

Guidance, including format of the data

This field indicates the category of the recommendation, differentiating the following options:

a) Insufficient progress by the Member State towards the Union's energy and climate objectives and targets. Renewables (Art.32.1 Governance Regulation).

b) Insufficient progress by the Member State towards the Union's energy and climate objectives and targets. Energy Efficiency (Art. 32.1 Governance Regulation).

c) Insufficient collective progress towards the Union's energy and climate objectives and targets (Art.32.2 Governance Regulation).

d) Inconsistencies with overarching Energy Union objectives (Art.30 Governance Regulation).

e) Other recommendations to ensure the achievement of the objectives of the Energy Union (Art.34 Governance Regulation).

This information will be pre-filled by the Commission.

Data format: text

Level of obligation

Mandatory, if applicable (refer to FIELD 1).

3.2.3. FIELD 1.3: Policies and measures adopted or intended to be adopted and implemented, to address the recommendation

Purpose

Where the Commission has issued recommendations pursuant to Article 30, 32(1) or (2) or Article 34, the Member State concerned needs to include in its integrated national energy and climate progress report information on the policies and measures adopted, or intended to be adopted and implemented, to address those recommendations.

Guidance, including format of the data

Member States have to describe here the policies and measures relevant to address the recommendation.

To keep the text concise, Member States are recommended to (1) make cross-references to policies and measures as reported under Annex IX of the Implementing Regulation and (2) provide a qualitative description how these policies and measures will address the recommendation.

Data format: text, length 2000 characters.

Level of obligation

Mandatory, if applicable (refer to FIELD 1).

3.2.4. FIELD 1.4: Detailed timetable for implementation

Purpose

The purpose of this field is for the Member State to ensure time-bound implementation of recommendations, as well as a defined action plan for successful implementation.

Guidance, including format of the data

Where applicable, such information needs to include a detailed timetable for implementation.

Data format: text, length 2000 characters.

Level of obligation

Mandatory, if applicable (refer to FIELD 1).

3.2.5. FIELD 1.5: Reasons for not addressing the recommendation or a substantial part thereof

Purpose

The purpose of this field is for the Member State to ensure that the implementation of the recommendations reflect the objective of the Commission's original recommendation.

Guidance, including format of the data

If the Member State decides not to address a recommendation or substantial part thereof, they are required to justify their reasoning.

Data format: text, length 2000 characters.

Level of obligation

Mandatory, if applicable (refer to FIELD 1.1).

3.3. Reporting information required under Art 18. Multilevel climate and energy dialogue: Annex XXIII, Table 1: Progress in establishing multilevel climate and energy dialogue referred to in Article 11 of Regulation (EU) 2018/1999

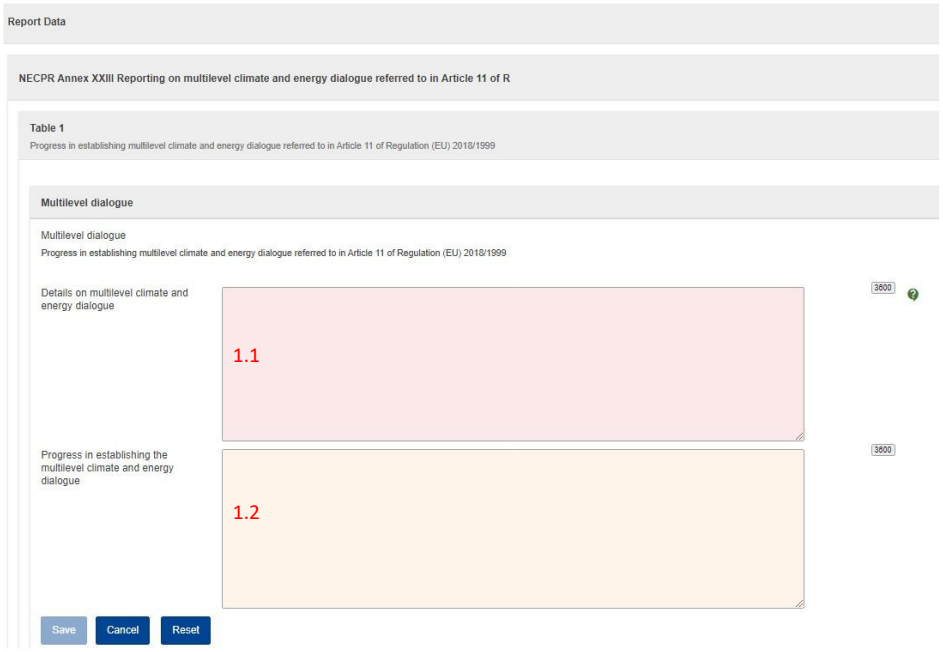

Figure 2: webform for Annex XXIII table 1

3.3.1. FIELD 1.1: Details on multilevel climate and energy dialogue

Purpose

The purpose of this field is for the Member State to provide information on the multilevel climate and energy dialogue established pursuant to national rules, in which local authorities, civil society organisations, business community, investors and other relevant stakeholders and the general public are able actively to engage and discuss the different scenarios envisaged for energy and climate policies, including for the long term, and review progress

Guidance, including format of the data

Member States have to provide details on the multilevel climate and energy dialogue. This could include:

- if the MLCED is permanent structure with regular meetings, if it is new or an existing structure,
- what format does the MLCED assume,
- which levels of government, other than national authorities, does the MLCED involve; - Which stakeholders were involved (e.g. local authorities, civil society organisations, business community, investors, general public, others).
- Which topics were included in the scope of discussions in the MLCED

When were MLCEDs consulted? For instance, draft NECP, final NECP, NECP implementation, LTS, LTS implementation, NECPR process, other planning or reporting process, others.

Data format: text, length 3600.

Level of obligation

Mandatory.

3.3.2. FIELD 1.2: Progress in establishing the multilevel climate and energy dialogue

Purpose

Member states are required to report progress on the multilevel climate and energy dialogue.

Guidance, including format of the data

Member states have to report their progress in establishing and implementing the multilevel climate and energy dialogue since the adoption of their NECP. If Member States already had a structure, which serves the same purpose, they shall report on how this has been used to establish the dialogue under Article 11.

Data format: text, length 3600.

Level of obligation

Mandatory, if applicable (if the member states have established a multilateral climate and energy dialogue referred to in Article 11 of Regulation (EU) 2018/1999).

4. FINALIZING REPORTING

4.1. Validating your submission

When filling in and saving the data, the Policy Reporting Platform performs a number of checks on the dataflow. In case of issues with the reported information, depending on the severity of the issue, you will either receive a warning message, or saving is blocked until the issue is resolved (for more details see section 2 above).

Once the dataflow is fully filled in, both lead reporters and supporting reporters can "freeze" the dataflow, indicating that it is ready for validation by the lead reporters.

NOTE: a "frozen" report is not considered submitted and cannot be accessed yet by Commission reviewers. A formal submission can only be made by lead reporters.

Only lead reporters are then able to submit the "frozen" dataflows to the Commission. Please align with the other lead reporter(s) prior to submitting your data. Once submitted, an e-mail notification will be sent to all workflow participants, with a timestamped proof of submission.

4.2. Resubmitting data

In case of need, lead reporters can request to reopen a certain dataflow, to revert it back to "not submitted" state.



In addition, the Commission can reopen a dataflow following a request for clarification.

Data can be submitted multiple times. On each occasion the data will be saved. However please note that for assessment **the Commission will always take the latest version** of the submitted data.

4.3. Help during the reporting

If you need support, please contact:

- For general questions about NECPR reporting: EC-NECP-REPORTING@ec.europa.eu
- For questions on substance on dataflows reported in:
  - ReportNet 3: govreg@eea.europa.eu
  - Policy Reporting Platform: EC-NECP-REPORTING@ec.europa.eu
- For technical support for
  - ReportNet 3: helpdesk@reportnet.europa.eu
  - Policy Reporting Platform: EC-E-PLATFORM-IT-SUPPORT@ec.europa.eu
- For technical support on EU Login: Help (europa.eu)

5. QUALITY ASSURANCE AND QUALITY CONTROL

5.1. Quality assurance and quality control structure

Member States are strongly encouraged to adhere as much as possible to the reporting guidelines and to conduct a quality control of the information on the data reported before submission.

To ensure timeliness, completeness, consistency, comparability, coherence, transparency and accuracy of the reported information, specific quality checks on behalf of the Commission and the EEA are performed on the submissions of Member States.

The results of the quality checks are communicated to the lead reporters through e-mail in the form of a checklist. The (lead) reporters can then (a) make adjustments to the reported data in the e-platform or (b) provide responses in the checklist on the reasons why changes are not considered necessary. After quality control, the data is stored in the database, made publicly available and used in the European Commission's assessment of the NECPRs and in certain EEA products. The figure below presents an overview of the process done on the reported information.

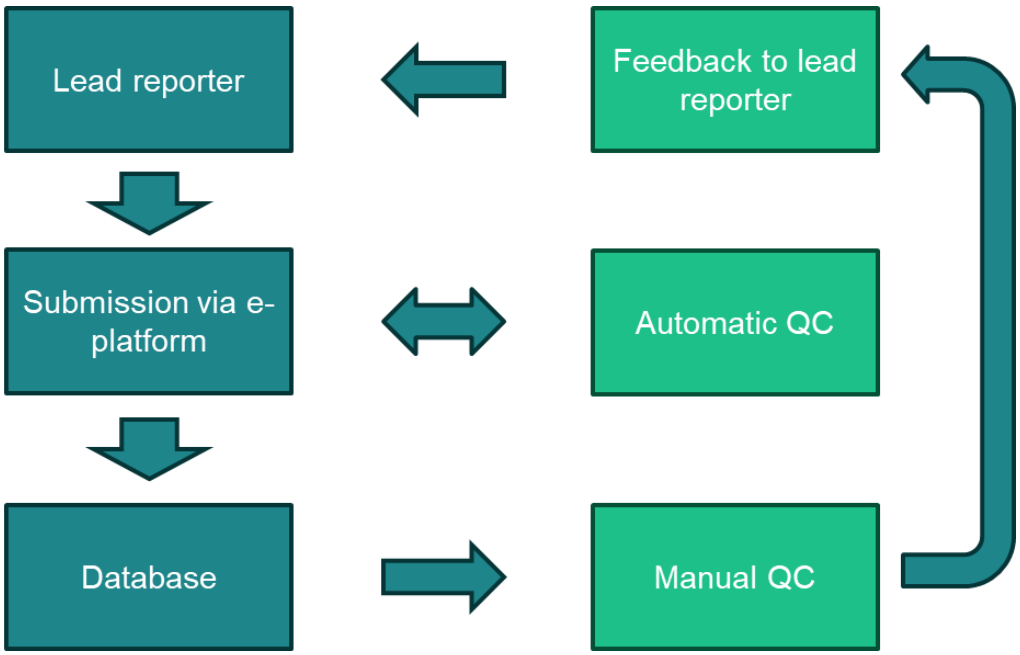

Figure 3 - Overview of the quality control process

The quality control procedure is aligned with the key reporting principles set out in the 2006 IPCC Guidelines for National Greenhouse Gas Inventories. More specifically, the information reported by Member States is assessed against seven criteria (five quality criteria so called 'TCCCA criteria' and timeliness and coherence):

- Timeliness,
- Transparency,
- Completeness,
- Consistency,
- Coherence,
- Comparability,
- Accuracy.

By performing quality checks each reporting cycle and providing additional reporting guidelines, the aim is to improve reporting along the seven criteria listed above.

Each criterion corresponds to several specific checks, which are performed in a sequential order. Below is an overview of what could be required per criteria.

Criteria	Objective
Timeliness	To assess if data and report was submitted on time and identify as early as possible any gaps or inconsistencies to inform Member States about the need for a resubmission.

Transparency	To ensure the data is identifiable and underlying methods are clearly referenced.
Completeness	To ensure that all relevant data and information is included.
Consistency	Ensure that the reporting is consistent and in line with good practices and guidelines. Checks ensure both internal consistency and consistency across years.
Coherence and Comparability	To assess whether the reported data is coherent with other possibly relevant reporting obligations and data provided and to ensure reporting across Member States is comparable.
Accuracy	To assess whether the data provided are credible.

5.2. Timeline & communication

Timeliness of reporting is an important quality criterion that helps ensure the smooth running of the quality control process. Member States must submit information on NECPR obligations required under the Governance Regulation by 15 March to allow for proper quality checking at EU level, prior to the publication of the submitted NECPRs and compilation of the European Commission's assessment of the NECPRs.

The number and the dates of additional resubmissions are also tracked. The main steps between the initial submission of information by the Member States, and the publication of the EU's progress report are described below. This includes the initial submission, quality control, a communication period, and the finalization and subsequent publication of the information. The Member States, EEA and the European Commission are involved in these steps, with additional support from the ETC-CM and various contractors. The timeline below sets out the key dates associated with each of these steps (Table 1).

The effective implementation of the procedure requires efficient responses from all parties at each step and therefore the timeline is only indicative, assuming submission, quality control and resubmission is not delayed for any reason. Furthermore it is not necessary for the procedure to take the full anticipated period, presented below, if data quality is sufficient and clearly presented.

Quality feedback reports

The central document in this quality control process is the quality check feedback report. It ensures a consistent and complete quality control process and is a template to communicate the findings to the Member States. Every finding is added to the feedback report. These reports will be bilaterally shared with relevant lead reporters of a dataflow. If needed Member States will be asked to adjust the submission and resubmit.

If reviewers have a specific question concerning the latest submission, the Member States will be asked for clarification via the feedback report. The Member States then have the responsibility to provide a clarification, adjust the information provided (report or data) and release the data again via the

reporting system. The Member States are responsible for making the necessary changes to the dataflow on the Reporting platform.

Table 1 – Indicative timeline and the description of the action required by the organisations involved

When	What	Who
By 15 March	• Preparation of the submission and completion of the reporting obligation within the relevant dataflow; • Internal quality checks via validation on the e-platform; • Release submission via the e-platform.	Member States
15 March – 15 April	Quality control (transparency, comparability, completeness, coherence, consistency and accuracy checks simultaneously). This includes feedback to Member States and communication on any issues found. Changes to Member States submissions will only be made, if Member States provide updates or corrections based on the findings communicated to them.	ETC-CM and/or contractors
15 April – 30 April	If necessary, MS adjust and resubmit the dataflow via Reportnet.	Member States
1 May – mid June	Review of the resubmitted report, if needed final follow up with the Member States.	ETC-CM and/or contractors
30 June	Delivery of final information by Member States.	Member States
End-August	Final checking of whole EU database and preparation of report compiling the outcome of the implementation of the quality control procedure on EU level, including individual feedback to Member States.	ETC-CM
July-October	Assessment, analysis and reporting in progress reports (Commission). Publication of EEA products (trends and projections, data visualisations).	European Commission EEA

5.3. Assessment of Member States submissions

After the quality control procedure has been concluded a short report presenting the outcome of the quality checks will be prepared. This will include information on:

- List of checks done;
- Overview of findings;

- Overview of corrective actions;
- An EU assessment summarizing the outcome of the implementation of the quality checking procedure;
- Recommendations for further improvements in reporting.

ANNEXE 1: REPORTING ROLES

This document discusses the different roles envisioned in the technical implementation of the NECPR reporting.

Member state roles

- Lead reporter (2 per dataflow)
- Reporter

Function	Lead reporter
Overall aim of the function	The lead reporter is responsible for ensuring the complete and timely reporting of (a) data flow(s)

Role/ responsibilities	• Responsible for validating and submitting completed data flows.
	• Coordinate the reporting exercise from a substantive perspective, following up overall completion and assigning the necessary reporters.
	  o Acts as distribution point of relevant developments/information related to reporting to the necessary reporters.
	  o Responsible for all reporters in their dataflow(s): that they are coordinated and updated on timelines, key meetings, processes (etc.).
	• Key contact for Commission/EEA regarding substantive issues of reporting.

Competencies	• Expertise of thematic area of relevant dataflow(s)
	• Knowledge/coordination of supporting reporters and relevant supporting ministry/ministries
	  o To be able to disseminate information related to the relevant dataflow(s)
	• Understanding of the reporting system (ReportNet and/or Policy Reporting Platform) for relevant dataflow(s) following guidance and training:
	  o Ability to assign reporters
	  o Ability to validate and release/submit data when completed

Interfaces to	• Data stewards, regarding thematic reporting queries • Data custodians, regarding technical reporting queries • Other lead reporters, for coordination and to ensure the overall reporting obligations of the Member State is accomplished • Reporters, where assigned by lead reporter
Note	Lead reporters + back-ups for each data flow are nominated initially by mail through the Permanent Representation (November 2022). A lead reporter should be assigned for each individual data flow, however a lead reporter can be responsible for multiple or even all data flows for the NECPR. Changes can only be requested by e-mail by the relevant lead reporter(s) or Permanent Representation to the relevant data steward. The data steward must inform the Assessment Coordinator and relevant reporting system coordinator (Reportnet or Policy Reporting Platform). Contact for changes: (for dataflows in ReportNet) govreg@eea.europa.eu

	(for dataflows in Policy Reporting Platform) EC-E-PLATFORM-IT-SUPPORT@ec.europa.eu

Function	**Reporter**
Overall aim of the function	The reporter is responsible for contributing to complete and timely reporting of (a) data flow(s)
Role/ responsibilities	• Contributing to complete and timely reporting of (a) data flow(s). • **A reporter cannot submit completed data flows.**
Competencies	• Expertise of thematic area of relevant dataflow(s) • Understanding of the reporting system (ReportNet and/ or Policy Reporting Platform) for relevant dataflow(s) following guidance and training
Interfaces to	• Lead reporter
Note	A reporter is assigned to an individual dataflow by the relevant lead reporter (can be assigned to multiple dataflows). It is not required to officially nominate a reporter to a data flow (given that a lead reporter is nominated) For Policy Reporting Platform lead reporters can request changes to the reporters by e-mail: EC-E-PLATFORM-IT-SUPPORT@ec.europa.eu

Commission/EEA roles

- Assessment coordinator
- ReportNet coordinator
- Policy Reporting Platform coordinator
- Data steward

Function	Assessment coordinator
Overall aim of the function	The assessment coordinator is responsible for the management of the overall process on the business/policy side, keeping track of the fulfilment of the other Commission/EEA roles, in particular data stewards & associated reviewers at COM side.
Role/ responsibilities	• Establishes and manages the business processes for the overall assessment • Manages the meetings of the technical implementation group & ISG • Keeps track of the fulfilment and assignment of process roles • If needed, escalates issues to the management level
Competencies	
Interfaces to	• All core team coordinators • All COM associated reviewers

Function	ReportNet coordinator
Overall aim of the function	The ReportNet coordinator is responsible for ensuring the technical implementation of the NECPR modules implemented through ReportNet, including relations with data stewards & data custodians on the EEA side
Role/ responsibilities	**NECPR management** • Manages the technical implementation of the NECPR modules implemented through ReportNet • Coordinates with data stewards and custodians on ReportNet dataflows, ensuring where possible a consistency of approach • Coordinates internal business management approaches across dataflows, establishing common timelines and where necessary resource management. **Stakeholder relations** • Maintains institutional stakeholder relations (EC, EEA, Eurostat, JRC …) as main contact point o Ensures regular updates on progress are shared with relevant experts (coordinators, data stewards/custodians, other relevant internal stakeholders)
Competencies	• Overview of key developments/challenges faced within ReportNet (per dataflow) • In-depth understanding of dataflow management processes • High-level technical and thematic data collection knowledge

Interfaces to	• All core team coordinators • All ReportNet data stewards and custodians • Where relevant, additional institutional stakeholders (EC, EEA, Eurostat, JRC …) • Where relevant, data providers

Function	**Policy reporting Platform coordinator**
Overall aim of the function	The Policy reporting Platform coordinator is responsible for ensuring the technical implementation of the NECPR modules implemented through Policy reporting Platform, including relations with data stewards & data custodians on the COM side
Role/ **responsibilities**	• Manages the technical implementation of the NECPR modules implemented through Policy reporting Platform. • Coordinates with data stewards and custodians on the relevant Policy reporting Platform dataflows. • Cooperates internally to align Policy reporting Platform development plans and resources with NECPR modules implementation needs, escalates to Management if necessary. **Stakeholder relations** • Maintains institutional stakeholder relations (EC, EEA, Eurostat, JRC …) as main contact point. o Ensures regular updates on progress are shared with relevant experts (coordinators, data stewards/custodians, other relevant internal stakeholders).
Competencies	• Project management • Stakeholder relationship management • High-level technical and thematic data collection knowledge
Interfaces to	• All core team coordinators • Policy reporting Platform data steward, custodian, and internal stakeholders (e.g. Product Owner, development team)

Function	**Data Steward**
Overall aim of the function	Data Stewards are overall responsible for a data collection or dataflow, ensuring compliance with legislation and/or institutional regulations, interfaces to

	reporters, relevant coordinator, and data users, ensures quality procedures are in place.
Role/ **responsibilities**	**Dataflow management** • Establishes and manages the business processes to ensure their dataflow is operational for data collection, data processing/validation and data dissemination. • Ensures a project plan for their relevant dataflow and permanent quality improvement - the what, when, who, how and resources. • Translate requirements to different expert groups (data custodian, analyst, communication). • Coordinates with data custodian on technology improvements impacting data flow. • Coordinate with main data users. • Where necessary ensures that data collected is made visible/accessible. **Stakeholder relations** • Works with relevant coordinator to maintain institutional stakeholder relationships (EC, EEA, Eurostat, JRC …). • Directly maintains stakeholder relationships with data providers/reporters at national level. • Manages the assignment of reporters' rights to the relevant dataflow, after (re)-nomination. • Monitoring reporting status (and initial follow up if there are reporting delays/issues)

Competencies	• Has in-depth thematic knowledge of the data collection
	  o Understands the data from a content point of view.
	  o Understands the data collection methodology.
	  o Understands how this data can be used and not used.
	• General understanding of ICT relevant for monitoring, data handling and reporting practices e.g. quality control, data formats (spatial, textual, tabular), and data sharing.

Interfaces to	• Core group institutional stakeholders (Commission, EEA, Eurostat, JRC …) with/via relevant coordinator. • Implementation group thematic colleagues internally or externally (Commission, EEA, Eurostat, JRC …) directly. • Relevant data custodian(s) • Reporters/data providers • Other final users of the data